

RSSence User Manual

The Palmetto Grizzlies

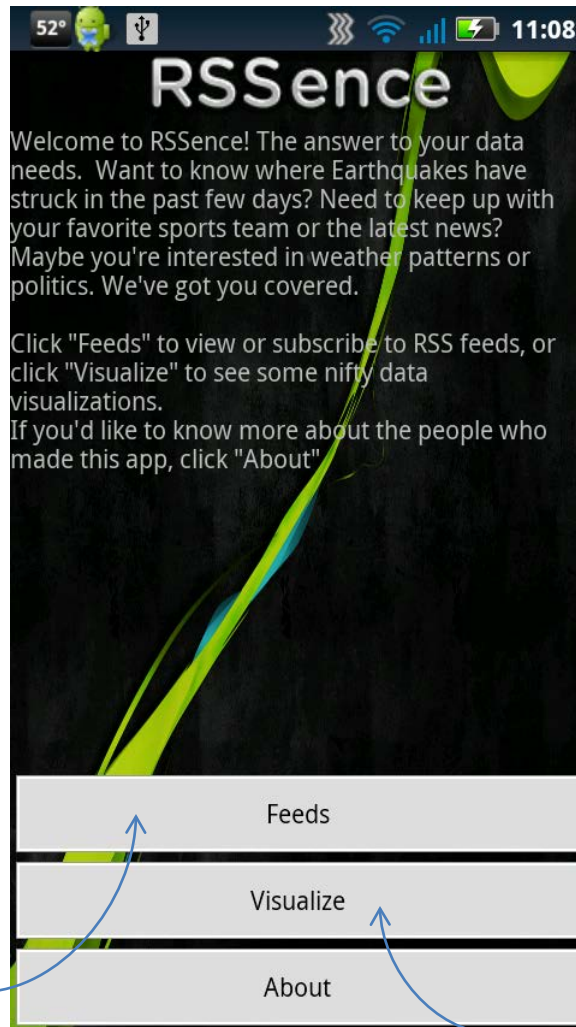
Gabriel Fair and Matthew Stratton

Table Of Contents:

- The Main Menu 2
- Selecting and Viewing RSS Feeds 3
- Selecting and Visualizing Data 4

Main Menu

Welcome to RSSence!!



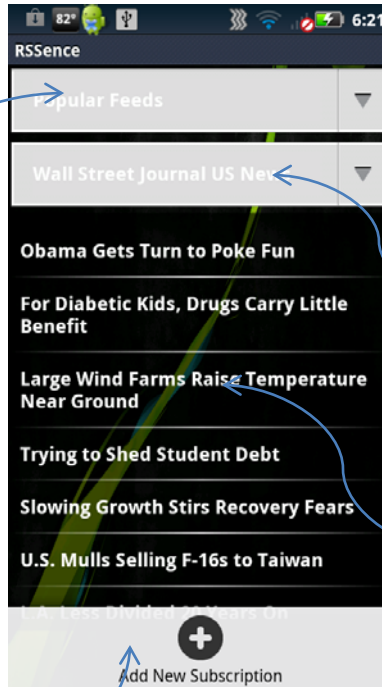
Click Feeds to view RSS feeds

Click Visualize to select and view datasets

RSS Feeds

Select one of our popular feeds from the list, or add your own!

Select a category of feeds.
Maybe one of your
subscriptions or one of our
popular feeds.



Select a feed from the drop down list.

Select an article you want to read
after you choose a feed

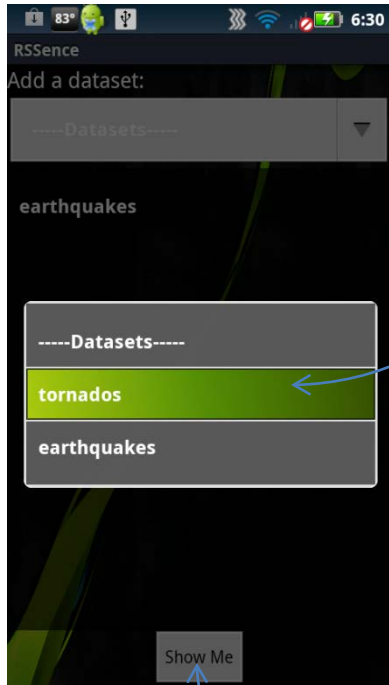
Press the menu button on
your phone to get the option
to add your own subscription.

Type in the web address of your feed.
Make sure it's spelled right...



Selecting Datasets

Here you can select one or more sets of data to be visualized for you, mix and match!



It's just like selecting a feed, except you can select multiple data sets to be viewed at a time!

Show Me the way.

If you change your mind or make a mistake, press and hold on an entry in the list to get the option to remove it (or see some info about it)

